

Step-by-Step Guide

Switching Between Interface Styles



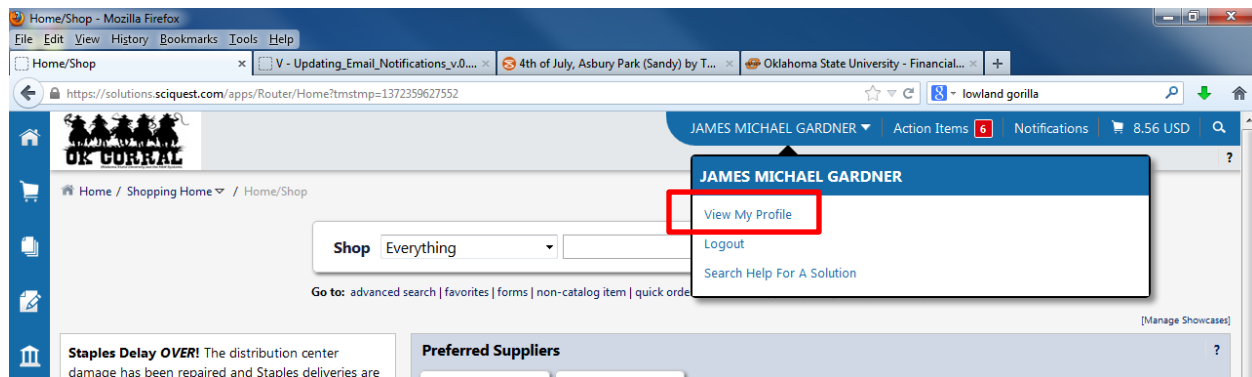
In This Guide

- Changing from Phoenix (new interface) back to Classic interface
- Changing from Classic interface to Phoenix interface

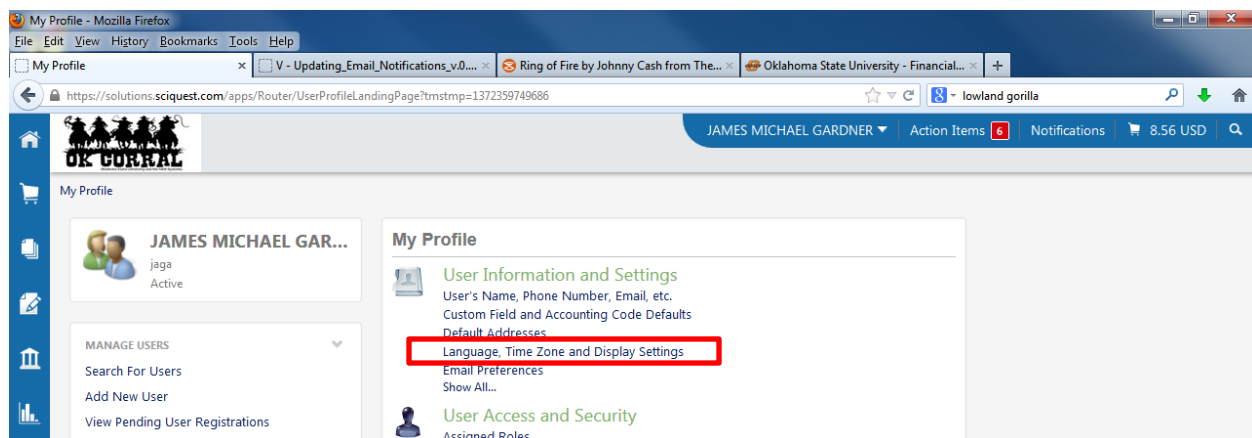
This guide demonstrates how to change your OK Corral interface from Phoenix (the new interface) back to the Classic interface and vice versa.

Phoenix to Classic Procedure

1. Click on your name at the top center of the page and select “View My Profile” from the pop up window that appears.



2. When the “My Profile” page appears, select “Language, Time Zone and Display Settings” under the “User Information and Settings” section.



3. About half way down the page you will see a dropdown list labeled “User Interface Style”. Use this dropdown list to select “Classic”

Step-by-Step Guide

Switching Between Interface Styles



My Profile - Mozilla Firefox

File Edit View History Bookmarks Tools Help

My Profile x V - Updating_Email_Notifications_v.0... x A Change Is Gonna Come by Sam Co... x Oklahoma State University - Financial... x

https://solutions.sciquest.com/apps/Router/UserProfilePersonalSettings?tmstamp=1372359857536

lowland gorilla

JAMES MICHAEL GARDNER Action Items 6 Notifications 8.56 USD

My Profile / User Information and Settings / Language, Time Zone and Display Settings

JAMES MICHAEL GAR...
jaga
Active

USER INFORMATION AND SETTINGS

USER PROFILE AND PREFERENCES
User's Name, Phone Number, Email, etc.
Language, Time Zone and Display Settings
Email Preferences

MANAGE USERS
Search For Users
Add New User
View Pending User Registrations

Language, Time Zone and Display Settings

Select a Language: English
Country: United States
Currency: USD
Time Zone: CDT/CST - Central Standard Time
Color Theme:
User Interface Style: Classic
Font Size: Classic
Enable Accessibility Mode:
Help on mouse over:
Preferred email format:
Access Training Content Configuration:

Save

4. Click on the light blue “Save” button at the bottom of the page.

My Profile - Mozilla Firefox

File Edit View History Bookmarks Tools Help

My Profile x V - Updating_Email_Notifications_v.0... x Out in the Country by Three Dog Nig... x Oklahoma State University - Financial... x

https://solutions.sciquest.com/apps/Router/UserProfilePersonalSettings?tmstamp=1372359857536

lowland gorilla

JAMES MICHAEL GARDNER Action Items 6

My Profile / User Information and Settings / Language, Time Zone and Display Settings

JAMES MICHAEL GAR...
jaga
Active

USER INFORMATION AND SETTINGS

USER PROFILE AND PREFERENCES
User's Name, Phone Number, Email, etc.
Language, Time Zone and Display Settings
Email Preferences

MANAGE USERS
Search For Users
Add New User
View Pending User Registrations
Import Users From A File

Language, Time Zone and Display Settings

Select a Language: English
Country: United States
Currency: USD
Time Zone: CDT/CST - Central Standard Time
Color Theme:
User Interface Style: Classic
Font Size:
Enable Accessibility Mode:
Help on mouse over:
Preferred email format:
Access Training Content Configuration:

Save

5. You should see your interface change immediately to the Classic interface. You have successfully changed your interface!

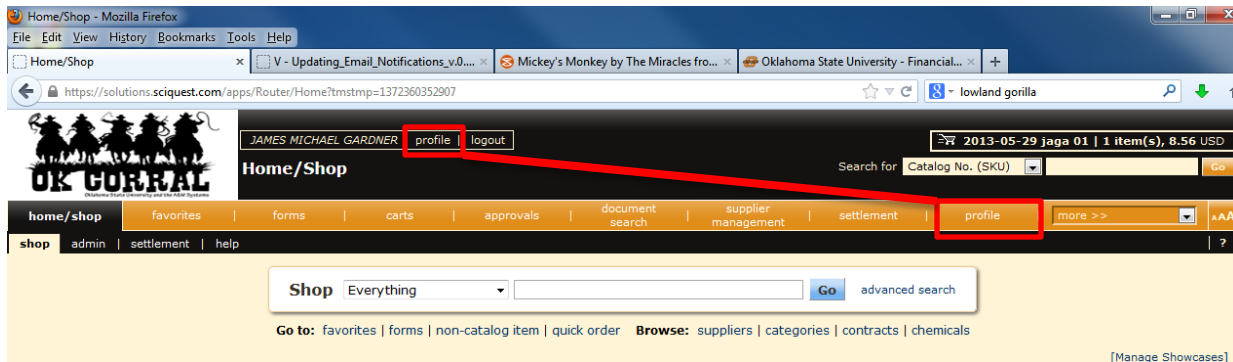
Step-by-Step Guide

Switching Between Interface Styles

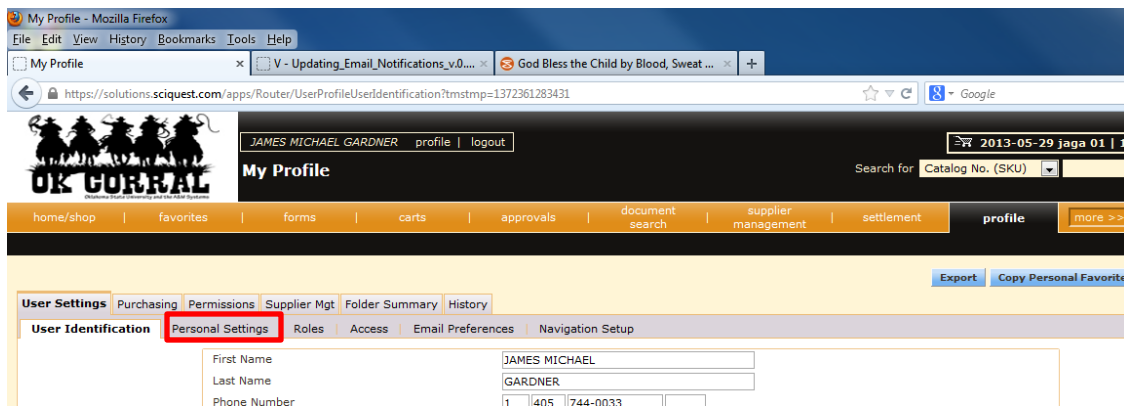


Classic to Phoenix Procedure

1. From the OK Corral Homepage, access your profile by clicking the “profile” link in the upper left corner (by your name) or selecting the “profile” tab on the orange navigation bar.



2. Select the “Personal Settings” tab.



Step-by-Step Guide

Switching Between Interface Styles



3. About halfway down the list of option on the Personal Settings tab you will see a dropdown control labeled “User Interface Style”. Use this control to select Phoenix.

The screenshot shows the 'My Profile' page for JAMES MICHAEL GARDNER. The 'Personal Settings' tab is active. Under the 'User Interface Style' section, the dropdown menu is open, and 'Phoenix' is selected. A red box highlights the 'Phoenix' option.

4. Click on the light blue “Save” button at the bottom of the page.

The screenshot shows the 'My Profile' page for JAMES MICHAEL GARDNER. The 'Personal Settings' tab is active. The 'User Interface Style' dropdown menu is still open, and 'Phoenix' is selected. A red box highlights the 'Save' button at the bottom right of the settings form.

5. You should see your interface change immediately to the Phoenix interface. You have successfully changed your interface!